


TV / VCR Combo

Basic user instruction



Controls



- Plug the TV cart's extension cord into a wall outlet
- Push Door Open button to view controls, *on some systems the door has been permanently removed*





Power


- Turn on the TV with either the remote or the Power button on the TV



Playing a video



- If there is static on the TV
 - Push the **TV/Video** button on either the TV or the remote
- Once you see “Video” displayed in the lower right corner of the screen, the VHS tape should play correctly





Playing a video

- Insert VHS tape
 - Rotation wheels on tape should face down
- Standard functions can be controlled with the buttons on the TV or the remote
 - Play, stop, fast forward, rewind, etc

