










Overhead Projectors

Problems	Suggestions																					
<p>Overhead will not turn on</p> 	<ul style="list-style-type: none"> ▪ Verify overhead is getting power, the fan should come on if overhead has power ▪ Check for spare bulb - there are several overhead models that have two bulbs (usually accessed by twisting/pulling a knob or moving a lever) <div style="display: flex; justify-content: space-around; margin: 10px 0;">    </div> <ul style="list-style-type: none"> ▪ Replace bulb if blown, spare bulbs are located in the A/V storage areas <ul style="list-style-type: none"> ○ F-114B or in Library workroom file cabinet 210B ○ LGC-115 <table border="1" style="width: 100%; border-collapse: collapse; margin-top: 20px;"> <thead> <tr style="background-color: #ffff00;"> <th style="text-align: center;">Overhead Manufacturer</th> <th style="text-align: center;">Model#</th> <th style="text-align: center;">Bulb Type</th> </tr> </thead> <tbody> <tr> <td>Bell & Howell</td> <td>3870A/3880A</td> <td>EYB 82V-360W</td> </tr> <tr> <td>Buhl</td> <td>80</td> <td>EYB 82V-360W</td> </tr> <tr> <td>Eiki</td> <td>3850A/3870A</td> <td>EYB 82V-360W</td> </tr> <tr> <td>Elmo</td> <td>HP-3K/HP-11102</td> <td>ENX 82V-360W EXR 82V-360W FLX 82V-410W</td> </tr> <tr> <td>Eclipse</td> <td>AI2000/AI2035</td> <td>ENX 82V-360W FLX 82V-360W</td> </tr> <tr> <td>Porta Scribe</td> <td>G100</td> <td>DYS 120V-600W</td> </tr> </tbody> </table>	Overhead Manufacturer	Model#	Bulb Type	Bell & Howell	3870A/3880A	EYB 82V-360W	Buhl	80	EYB 82V-360W	Eiki	3850A/3870A	EYB 82V-360W	Elmo	HP-3K/HP-11102	ENX 82V-360W EXR 82V-360W FLX 82V-410W	Eclipse	AI2000/AI2035	ENX 82V-360W FLX 82V-360W	Porta Scribe	G100	DYS 120V-600W
Overhead Manufacturer	Model#	Bulb Type																				
Bell & Howell	3870A/3880A	EYB 82V-360W																				
Buhl	80	EYB 82V-360W																				
Eiki	3850A/3870A	EYB 82V-360W																				
Elmo	HP-3K/HP-11102	ENX 82V-360W EXR 82V-360W FLX 82V-410W																				
Eclipse	AI2000/AI2035	ENX 82V-360W FLX 82V-360W																				
Porta Scribe	G100	DYS 120V-600W																				
<p>How do I replace an overhead bulb?</p>	<ul style="list-style-type: none"> ▪ Bulb replacement (Eiki overhead) <ul style="list-style-type: none"> ○ Slide locking lever down and raise platform ○ Slide bulb out and replace ○ Close platform and push locking lever up <div style="display: flex; justify-content: space-around; margin-top: 20px;">   </div>																					

- Bulb replacement (**ELMO overheads**)
 - Loosen screws (2) with flat-head screwdriver
 - Remove platform



- Push back on lever to raise bulb



- Slide lever back to original position and insert new bulb

